



European
Commission

Erasmus+ Programme

Erasmus Mundus: Analysis of the results of the second 2021-2027 call

Joint Masters and Design Measures



Sport
Jean Monnet
Youth
School education
Vocational education and training
Adult education

Erasmus+

Enriching lives, opening minds.

Higher education

More information on the European Union is available on the Internet (<http://europa.eu>).

Luxembourg: Publications Office of the European Union, 2023

PDF ISBN 978-92-9488-471-8

doi:10.2797/38904

EC-04-23-407-EN-N

© European Education and Culture Executive Agency, 2023

The Commission's reuse policy is implemented by Commission Decision 2011/833/EU of 12 December 2011 on the reuse of Commission documents (OJ L 330, 14.12.2011, p. 39 – <https://eur-lex.europa.eu/eli/dec/2011/833/oj>).

Unless otherwise noted, the reuse of this document is authorised under the Creative Commons Attribution 4.0 International (CC BY 4.0) licence (<https://creativecommons.org/licenses/by/4.0/>). This means that reuse is allowed, provided appropriate credit is given and any changes are indicated.

For any use or reproduction of elements that are not owned by the EU, permission may need to be sought directly from the respective rightholders. The EU does not own the copyright in relation to any images which do not carry the copyright indicator © European Union.

CREDITS

Cover photos: © motortion, stock.adobe.com & © European Union, 2023 (CC BY-NC-ND 4.0) — image source: iStockphoto.com

Erasmus+ Programme

Erasmus Mundus: analysis of the results of the second 2021-2027 Call

Introduction

The purpose of this report is to present a statistical analysis of the results of the second Erasmus Mundus call for proposals under the Erasmus+ programme for 2021-2027¹. The report also provides comparison with the first 2021-2027 call² as well as with the former 2014-2020 programme.

The Erasmus Mundus action aims at fostering excellence and worldwide internationalisation of higher education institutions (HEIs) via study programmes at Master level that are jointly delivered and jointly recognised by HEIs established in Europe and beyond³. The Erasmus Mundus Joint Masters (EMJM) and Erasmus Mundus Design Measures (EMDM) represent two independent lots.

EMJM

EMDM

The EMJM support high-level integrated transnational study programmes at Master level⁴ delivered by an international consortium of higher education institutions (HEIs) from different countries worldwide and, where relevant, other educational and/or non-educational partners with specific expertise and interest in the concerned study areas/professional domains.

EMJMs are programmes of excellence and should contribute to the integration and internationalisation of the European Higher Education Area (EHEA). The specificity of EMJMs lies in the high degree of jointness/integration among the participating institutions and the excellence of their academic content.

The main objective of the EMDM is to encourage the development of new, innovative, high-level integrated transnational study programmes at Master level. These design measures should involve Erasmus Mundus under-represented EU Member States and third countries associated to the Programme, and/or institutions from these countries, and/or thematic areas.

1 Also referred to as the “2022 call” in this report.

2 Also referred to as the “2021 call” in this report.

3 Organisations from Belarus and state-owned organisations from Russia were not eligible to participate in the Erasmus Mundus action under the 2022 call for proposals.

4 Level 7 of the International Standard Classification of Education ISCED 2011.

Key points of the second 2021-2027 call

- The second 2021-2027 EMJM and EMDM calls for proposals were published in December 2021.
- 30 EMJMs were selected among 58 applications.
- The selected EMJMs are coordinated by 16 EU Member States or third countries associated to the Programme and 2 third countries not associated to the Programme⁵⁶.
- 5 out of the 30 EMJM coordinators come from countries who had a limited participation in 2014-2020 (Czechia, Latvia, Malta, Serbia, Türkiye).
- 62 EMDMs were selected among 122 applications.
- The selected EMDMs are coordinated by 20 EU Member States or third countries associated to the Programme and 5 third countries not associated to the Programme.
- Approximately one third of organisations participating in the selected EMDMs are new organisations.
- EU Member States or third countries associated to the programme who had a limited participation in 2014-2020, but are now participating in EMDM, include Cyprus, Czechia, Hungary, Latvia, Malta, Romania, Slovenia and Türkiye.
- State-owned organisations from Russia were declared not eligible to participate in the Erasmus Mundus action after the deadline of the 2022 call further to the EU sanctions adopted on 8 April 2022⁷.

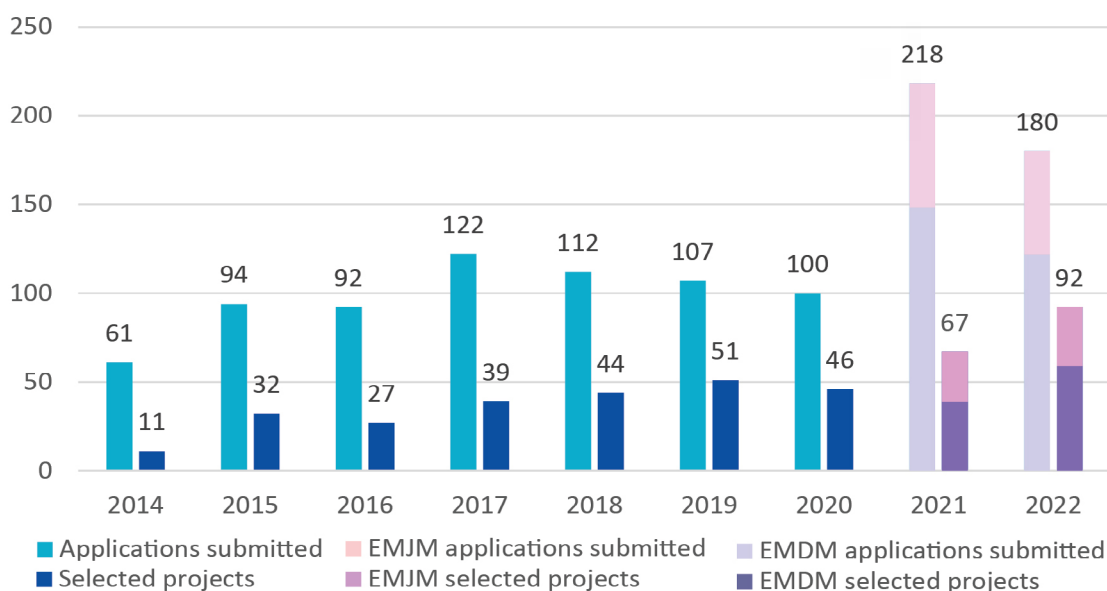


Figure 1: Number of applications and selected projects from 2014 to 2022

5 Whereas an earlier publication “Erasmus Mundus: analysis of the results of the first 2021-2027 call” used the previous terminology (Programme and Partner countries), this report uses the terminology of the 2022 Erasmus+ Programme Guide (Member States of the European Union, third countries associated to the Programme and third countries not associated to the Programme). European Union Member States and third countries associated to the Programme are EU and non-EU countries that have established a National Agency which participates fully in the Erasmus+ Programme. Third countries not associated to the Programme are countries which do not participate fully in the Erasmus+ Programme, but which may take part (as partners or applicants) in certain Actions of the Programme.

6 This publication (as the previous one did) presents the aggregate data at country level of the participation of their HEIs. For clarity, it does so by using a terminology in which countries seem to apply and participate. It has to be noted that countries as such do not apply, but their HEIs do.

7 Council Regulation (EU) 2022/576 of 8 April 2022 amending Regulation (EU) No 833/2014 concerning restrictive measures in view of Russia's actions destabilising the situation in Ukraine (OJ L 111, 8.4.2022, p. 1).

Erasmus Mundus Joint Masters (EMJM)

1. Statistical overview of the EMJM applications

EU Member States and third countries associated to the Programme

17 EU Member States or third countries associated to the Programme submitted an EMJM application as coordinators in 2022, which is slightly less than in 2021 when 20 EU Member States or third countries associated to the Programme applied.

The percentage of EMJM applications involving each EU Member State or third country associated to the Programme as coordinator is distributed similarly when comparing the first and the second 2021-2027 call and the 2014-2020 generation (see Figure 2). France submitted the highest number of applications in both the first and the second 2021-2027 call (21.4% in 2021 and 20.7% in 2022), as well as in the 2014-2020 generation (23.1%). However, the percentage of applications submitted by France has slightly decreased over time. The second country with most applications in 2021 and 2022 is Spain (10.3% in 2014-2020, 14.3% in 2021 and 12.1% in 2022). In 2022 Spain was followed by Belgium, Germany and Italy (8.6% each).

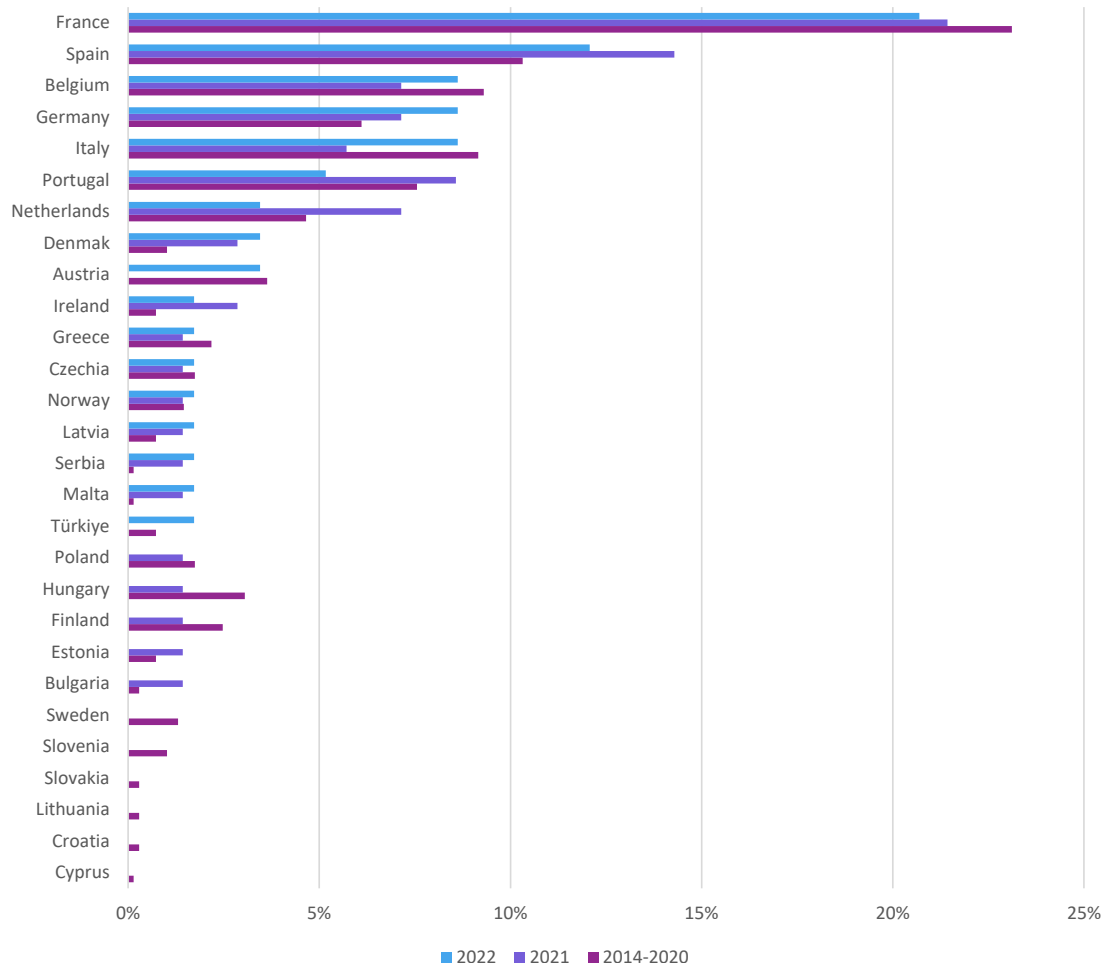


Figure 2: Percentage of EMJM applications per EU Member State or third country associated to the Programme as coordinator (2014-2020, 2021, 2022)

There were no applications from Bulgaria, Croatia, Cyprus, Estonia, Finland, Hungary, Lithuania, Poland, Slovakia, Slovenia and Sweden in 2022, even though these countries applied as coordinators in 2014-2020, and some of them in 2021 as well. Denmark, Ireland, Latvia, Malta and Serbia, who had a limited number of applications in 2014-2020, were more active under the 2021 and 2022 calls.

Regarding the number of applications involving EU Member States or third countries associated to the Programme as full partners or coordinators, the 2022 call saw an increase in participation of the three leading countries, France (48.6% in 2014-2020, 51.4% in 2021 and 55.2% in 2022), Italy (39.8% in 2014-2020, 38.6% in 2021 and 44.8% in 2022) and Portugal (27.6% in 2014-2020, 38.6% in 2021 and 44.8% in 2022). The fourth leading country, Spain, is reducing its number of applications though. Other countries with a significantly higher involvement are Germany and Greece with respectively 41.4% and 17.2% of applications in 2022.

Four countries who did not participate at all in the first call of the 2021-2027 programme (Cyprus, North Macedonia, Sweden and Türkiye) were involved as full partners or coordinators in 2022. Bulgaria, Iceland and Luxembourg, who had a limited number of applications in the previous years of the Erasmus Mundus action, did not participate in the 2022 call.

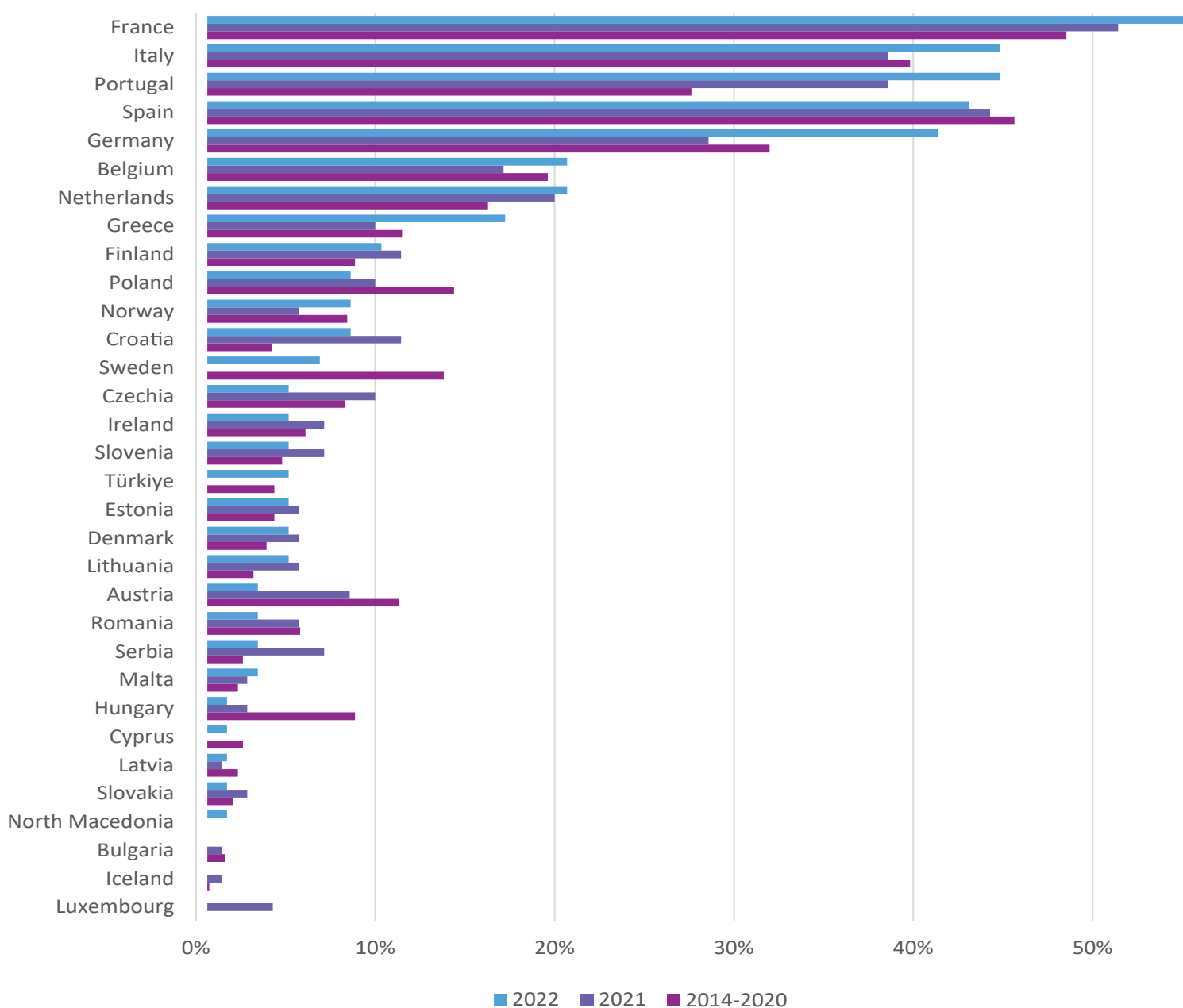


Figure 3: Percentage of EMJM applications per EU Member State or third country associated to the Programme as full partner or coordinator (2014-2020, 2021, 2022)

Third countries not associated to the Programme

In 2022, 7 out of 58 EMJM applications were submitted by third countries not associated to the Programme: Azerbaijan (1), Iran (1), Israel (1), Panama (1) and the United Kingdom (3). This is a higher number when compared to 2021 when there were 5 applications by third countries not associated to the Programme: India (1), Israel (1) and the United Kingdom (3).

As shown in Figure 4, the United Kingdom is the third country not associated to the Programme with the highest number of applications in both generations. The steep decrease from 19.9% in 2014-2020 to 5.7% in 2021 was linked to Brexit and the subsequent change of status of this country from EU Member State to third country not associated to the Programme. Nevertheless, in 2022 the United Kingdom's participation (as full partner or coordinator) in EMJM applications increased to 15.5%.

South Korea (5.2%), Russia (3.5%), Israel (3.5%) and Ecuador (3.5%) are the countries who participated the most in 2022, after the United Kingdom. Compared to the previous 2014-2020 generation, South Korea, Israel, Ecuador, Georgia, Argentina, Canada, Uganda, Albania and Burkina Faso increased their participation under the 2021-2027 calls.

Azerbaijan, Iran and Panama participated for the first time in 2022, with one application (1.7%), all three countries as coordinators. Taiwan, who had not been involved in the previous generation, applied as full partner in both 2021 and 2022, as demonstrated in Figure 5.

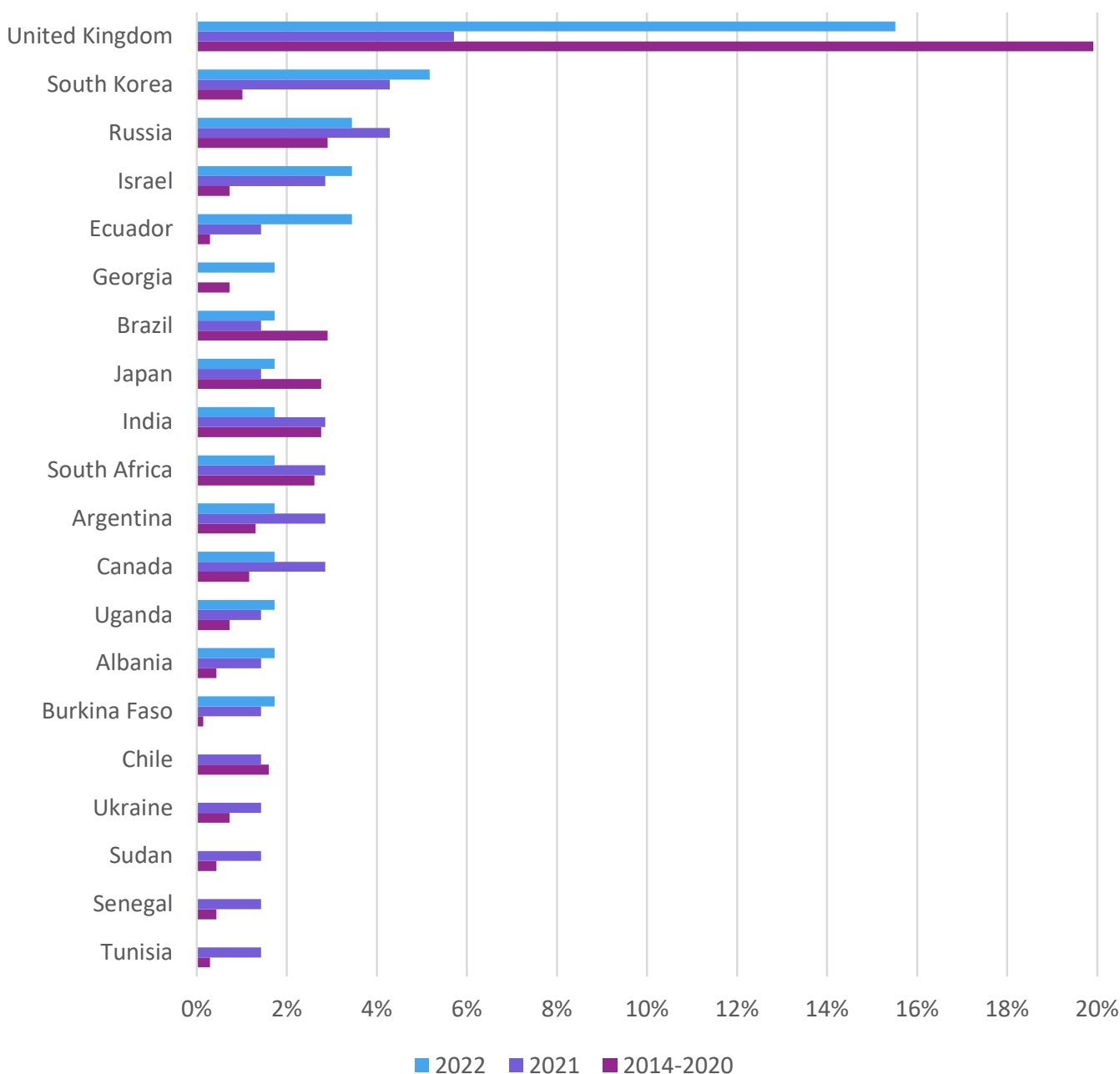


Figure 4: Percentage of EMJM applications per third country not associated to the Programme who participated in both generations of Erasmus Mundus as full partner or coordinator

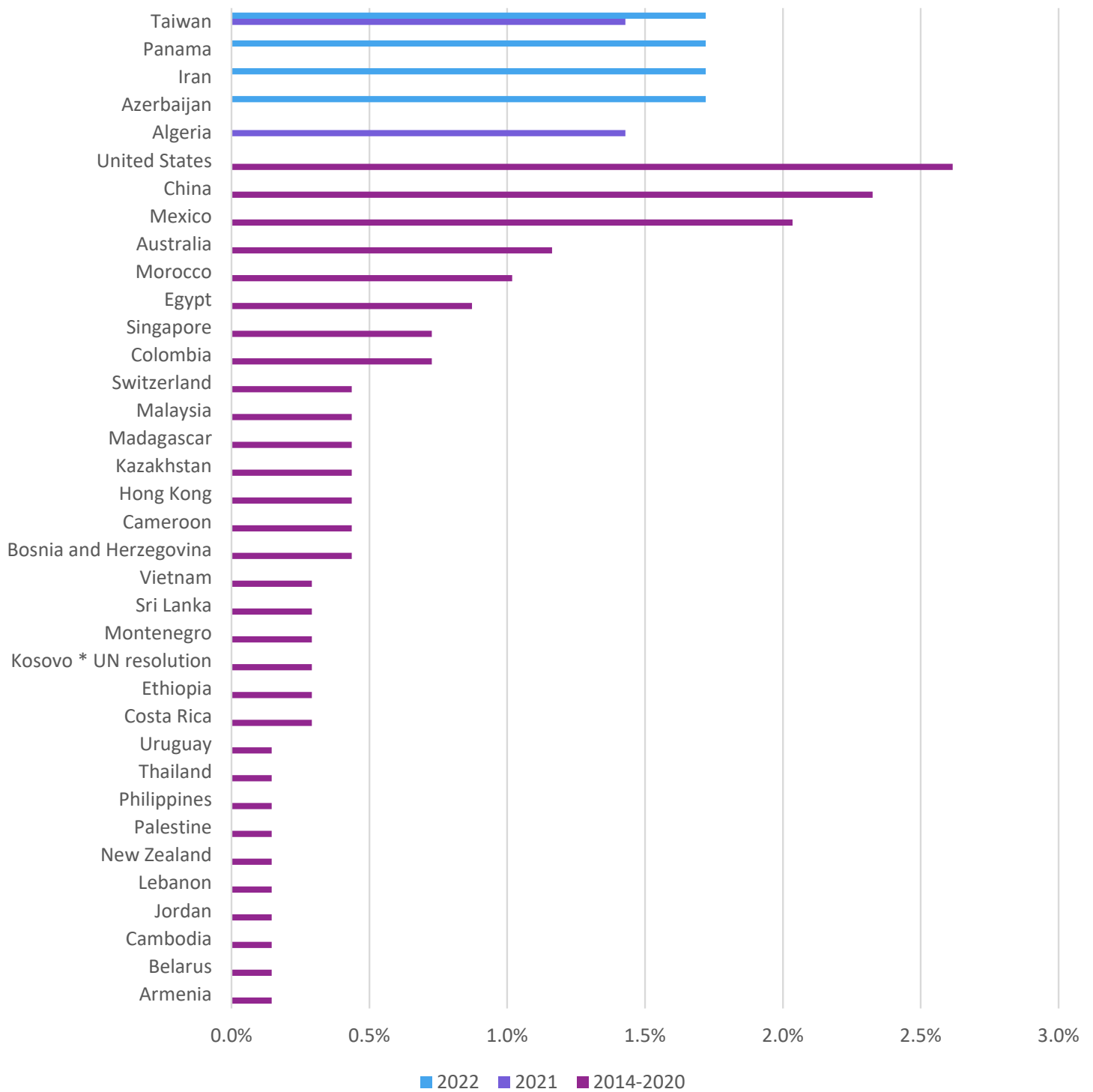


Figure 5: Percentage of EMJM applications per third country not associated to the Programme who participated as full partner or coordinator in only one generation of Erasmus Mundus

2. Statistical overview of the selected EMJMs

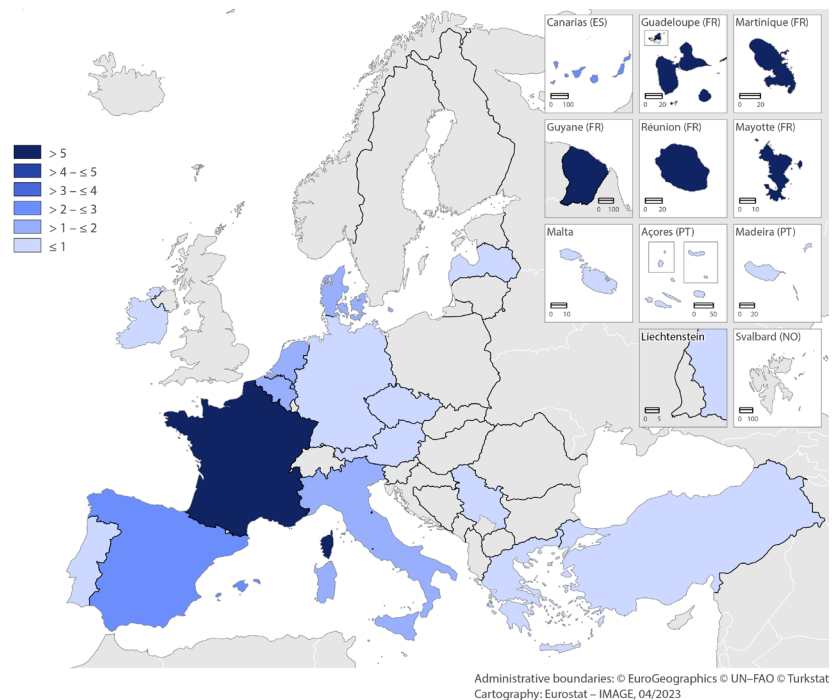
2.1. Country participation in the selected EMJMs

EU Member States and third countries associated to the Programme

16 EU Member States and third countries associated to the Programme are coordinating 27 out of the 30 EMJMs selected in 2022, showing a more diverse participation compared to 2021 when all the 27 selected projects were coordinated by 12 EU Member States and third countries associated to the Programme.

As shown in Figure 6, France has coordinated the highest number of selected EMJMs in both generations of Erasmus Mundus (25.8% in 2014-2020, 29.6% in 2021 and 20% in 2022). In 2022, as well as in 2014-2020, France was followed by Spain (13.1% in 2014-2020, 3.7% in 2021 and 10% in 2022), Belgium (10.7% in 2014-2020, 7.4% in 2021 and 6.7% in 2022), Netherlands (6.8% in 2014-2020, 11.1% in 2021 and 6.7% in 2022) and Italy (6.4% in 2014-2020, 3.7% in 2021 and 6.7% in 2022). This came after a decrease in the number of selected projects coordinated by Spain, Belgium and Italy in 2021. On the other hand, Portugal, who achieved outstanding results as coordinator in 2021 (14.8%), coordinates only 1 (3.3%) selected project in 2022.

Latvia (1), Malta (1) and Serbia (1) were selected as coordinators for the very first time in 2022. Some other countries with lower participation in 2014-2020 (Estonia, Lithuania, Slovenia and Sweden) have not yet been successful under the 2021-2027 calls.



Map: Number of selected EMJMs per EU Member State or third country associated to the Programme as coordinator (2022)

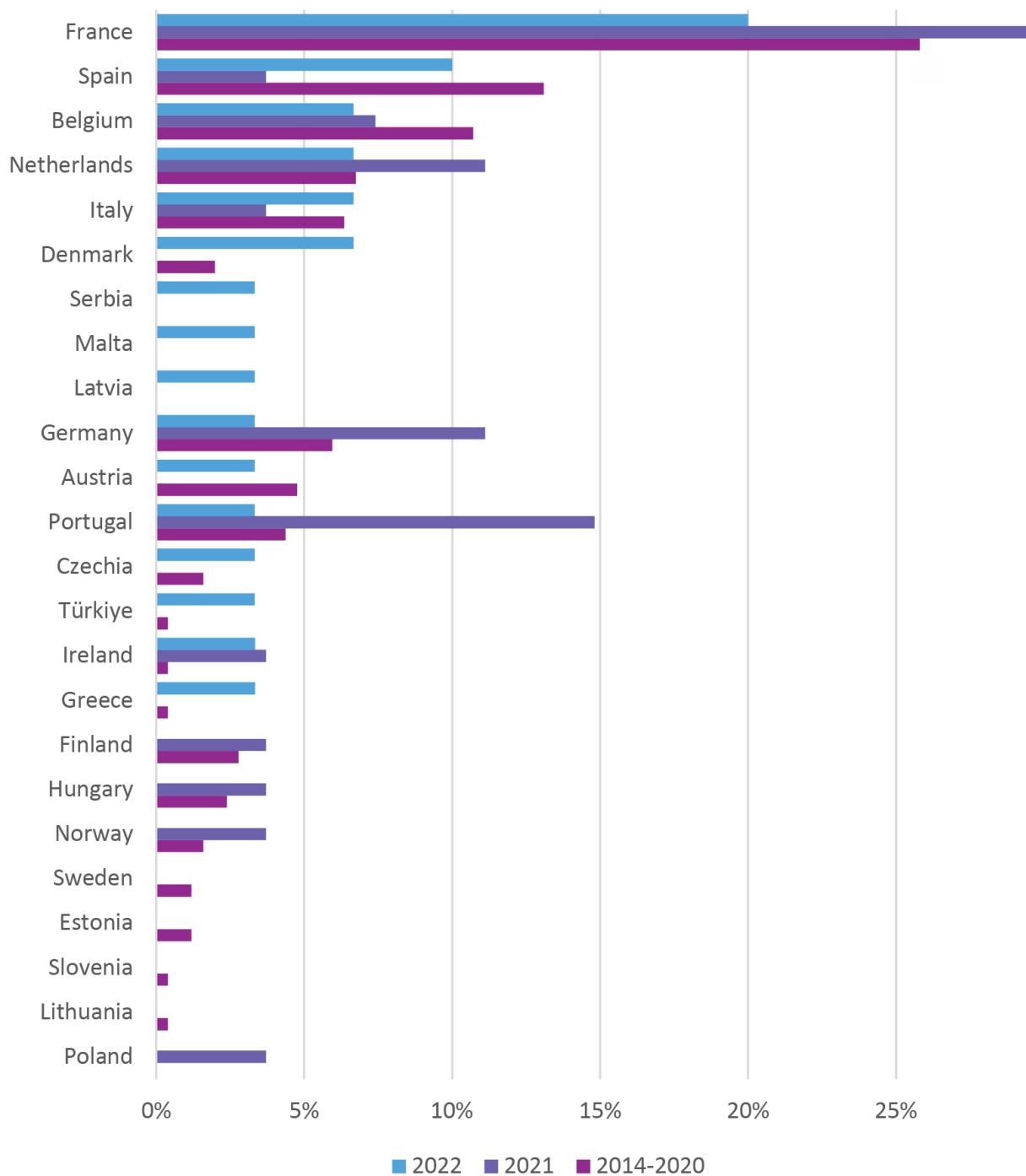


Figure 6: Percentage of selected EMJMs per EU Member State or third country associated to the Programme as coordinator (2014-2020, 2021, 2022)

It is also worth mentioning that many of the selected coordinating countries in 2022 had a 100% success rate, although with a low number of applications: Denmark and Netherlands with 2 applications each and Czechia, Greece, Ireland, Latvia, Malta, Serbia, Türkiye with 1 application each. Regarding the countries with the highest number of applications, France had a success rate of 50%, Spain 43%, Belgium and Italy 40%. An overview of the success rate per EU Member State or third country associated to the Programme as coordinator is presented in Figure 7 (success rate is expressed in percentages above the columns).

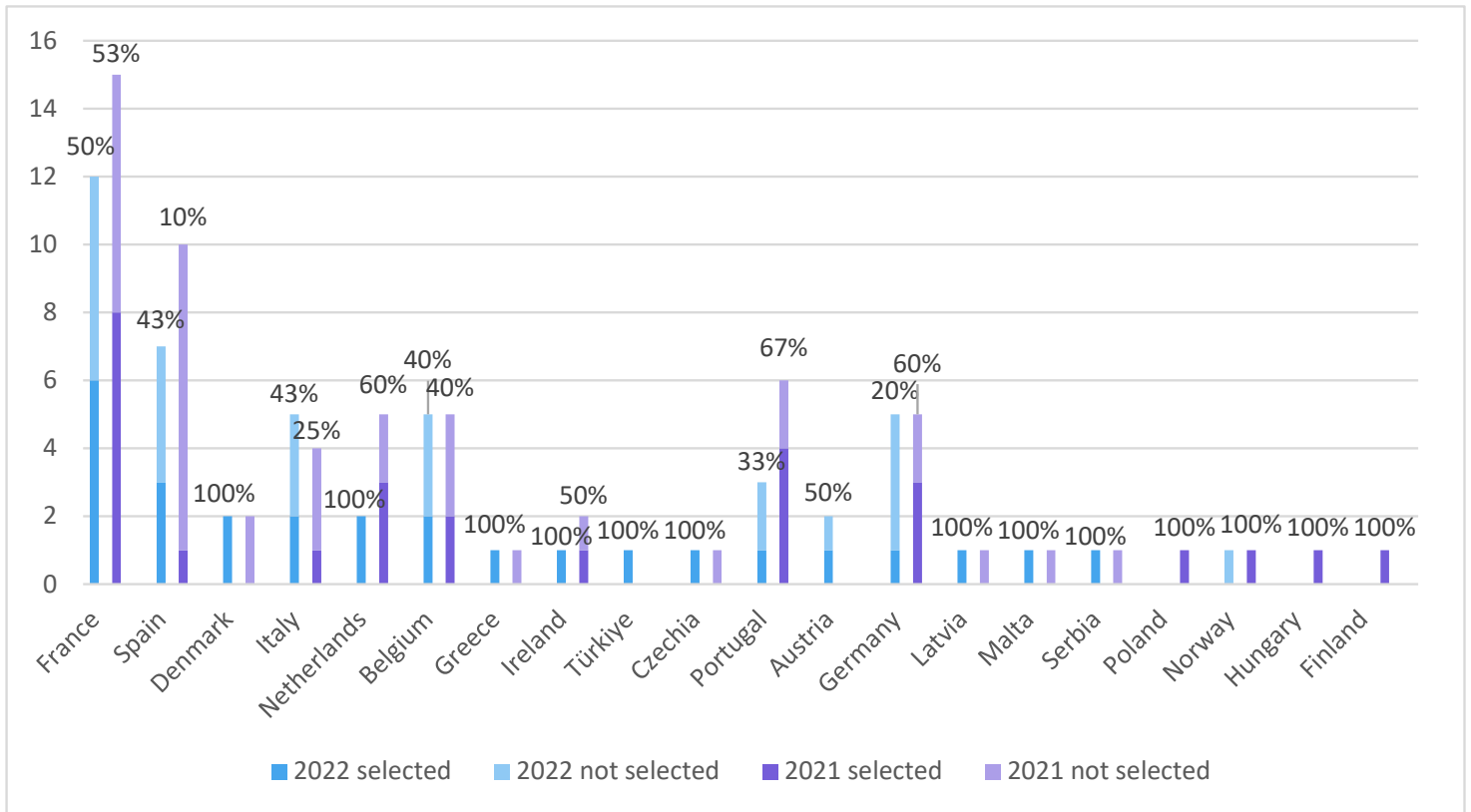


Figure 7: Success rate of selected EMJMs per EU Member State or third country associated to the Programme as coordinator (2021 vs. 2022)

France and Italy participate as full partner or coordinator in half of the selected EMJMs under the 2022 call each, as can be seen in Figure 8. This is a big increase for Italy compared to 2021 (29.6%). A significant increase in participation as full partner or coordinator throughout time can be seen in the case of Portugal (24.7% in 2014-2020, 40.7% in 2021 and 43% in 2022). Other countries participating in 20% or more selected projects are Germany, Spain, Netherlands and Belgium. Estonia, Greece, Latvia and Malta significantly increased their participation in 2022.

Bulgaria (0.8% in 2014-2020), Cyprus (1.6% in 2014-2020), and Slovakia (1.6% in 2014-2020 and 3.7% in 2021), who had a limited participation in 2014-2020, do not participate as full partners or coordinators in the 2022 selected EMJMs. On the other hand, North Macedonia participates as full partner for the very first time in 2022.

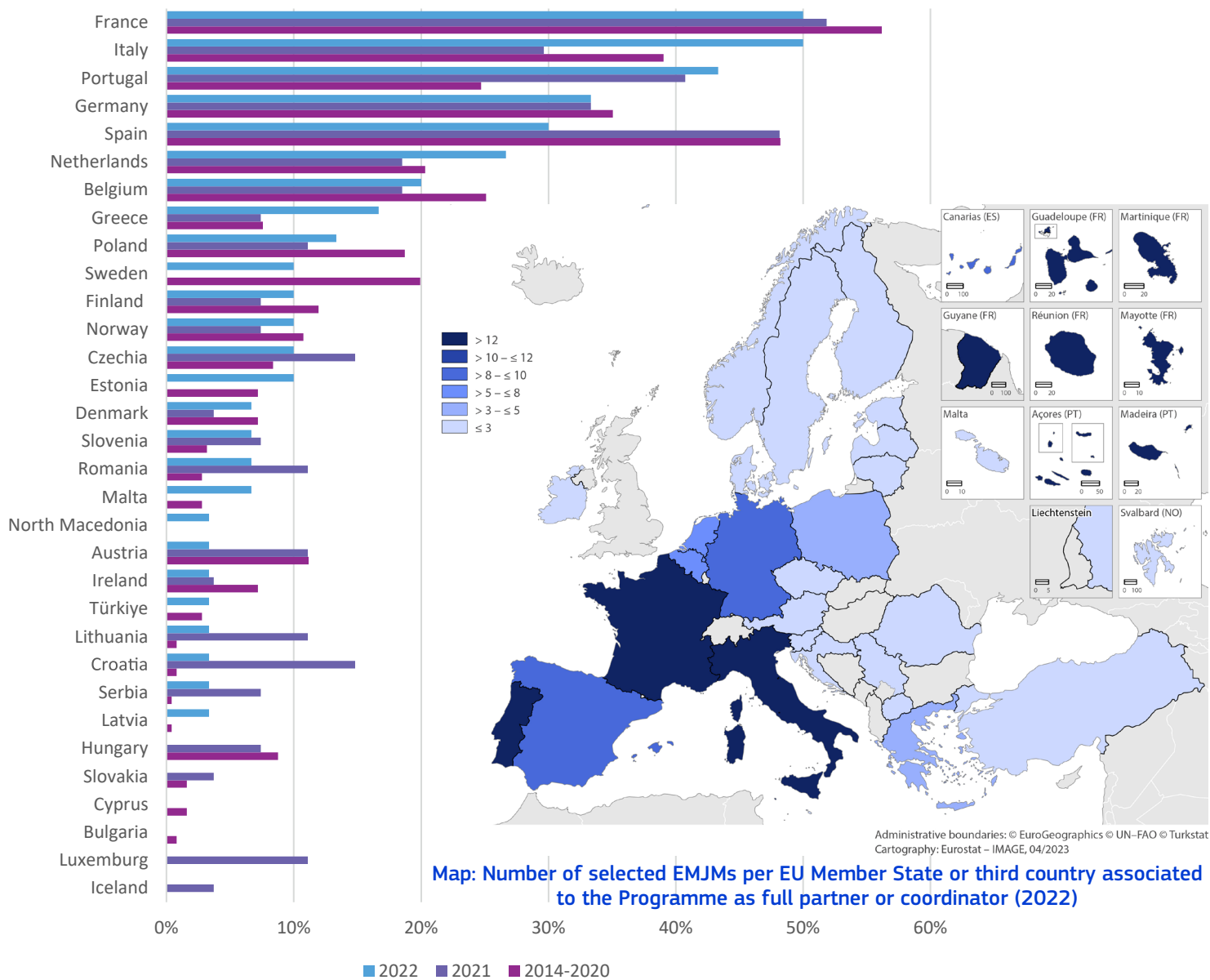


Figure 8: Percentage of selected EMJMs per EU Member State or third country associated to the Programme as full partner or coordinator (2014-2020, 2021, 2022)

Third countries not associated to the Programme

Among the selected EMJMs, 3 projects are coordinated by third countries not associated to the Programme – the United Kingdom (2) and Israel (1). As shown in Figure 9, the United Kingdom is also the country with the highest participation (16.7%) as full partner or coordinator in 2022, which is significant since this country was not involved in any of the selected projects the year before. Under the previous 2014-2020 generation, when it had a status of an EU Member State (Programme country), the United Kingdom participated in a quarter of all selected projects (25.1%).

Ecuador, Israel and Burkina Faso, who all had a low participation in 2014-2020, increased their participation in 2022 to 6.7% in the case of Ecuador and Israel, and 3.3% in the case of Burkina Faso. South Africa and India have kept a rather steady participation level. On the other hand, Senegal, Sudan, Tunisia, Uganda and Ukraine, who achieved a very good participation in 2021, are not among full partners or coordinators of the EMJMs selected in 2022.

It is worth noting that Taiwan is participating as full partner for the first time in 2022.

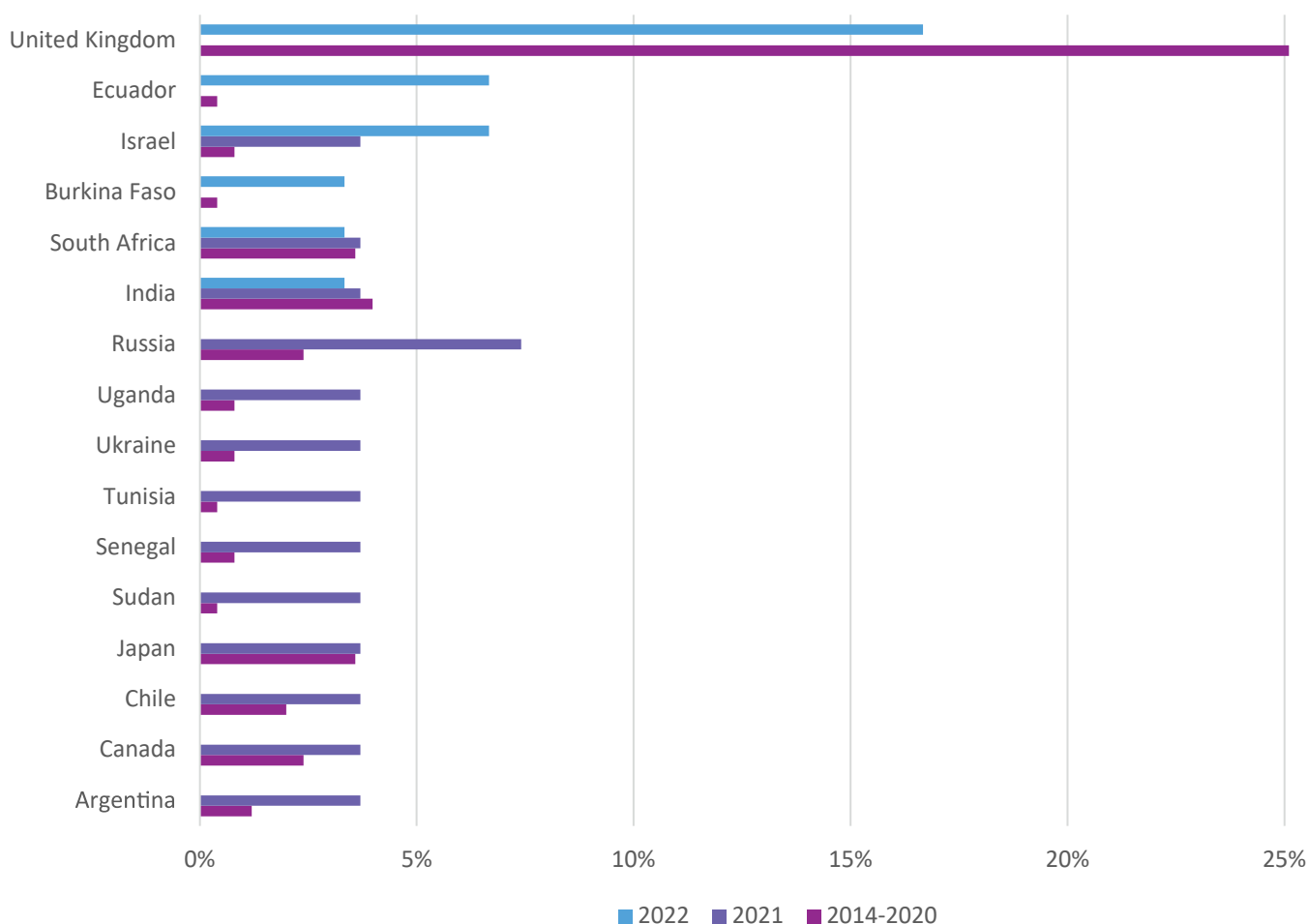


Figure 9: Percentage of selected EMJMs per third country not associated to the Programme who participated as full partner or coordinator in both generations of Erasmus Mundus (2014-2020, 2021, 2022)

Figure 10 shows the third countries not associated to the Programme who participated as full partner or coordinator in the 2014-2020 edition, but have not yet participated under the two 2021-2027 calls. This is unexpected in the case of Brazil, China, Mexico and the United States, who had quite a good level of participation in the former 2014-2020 generation.

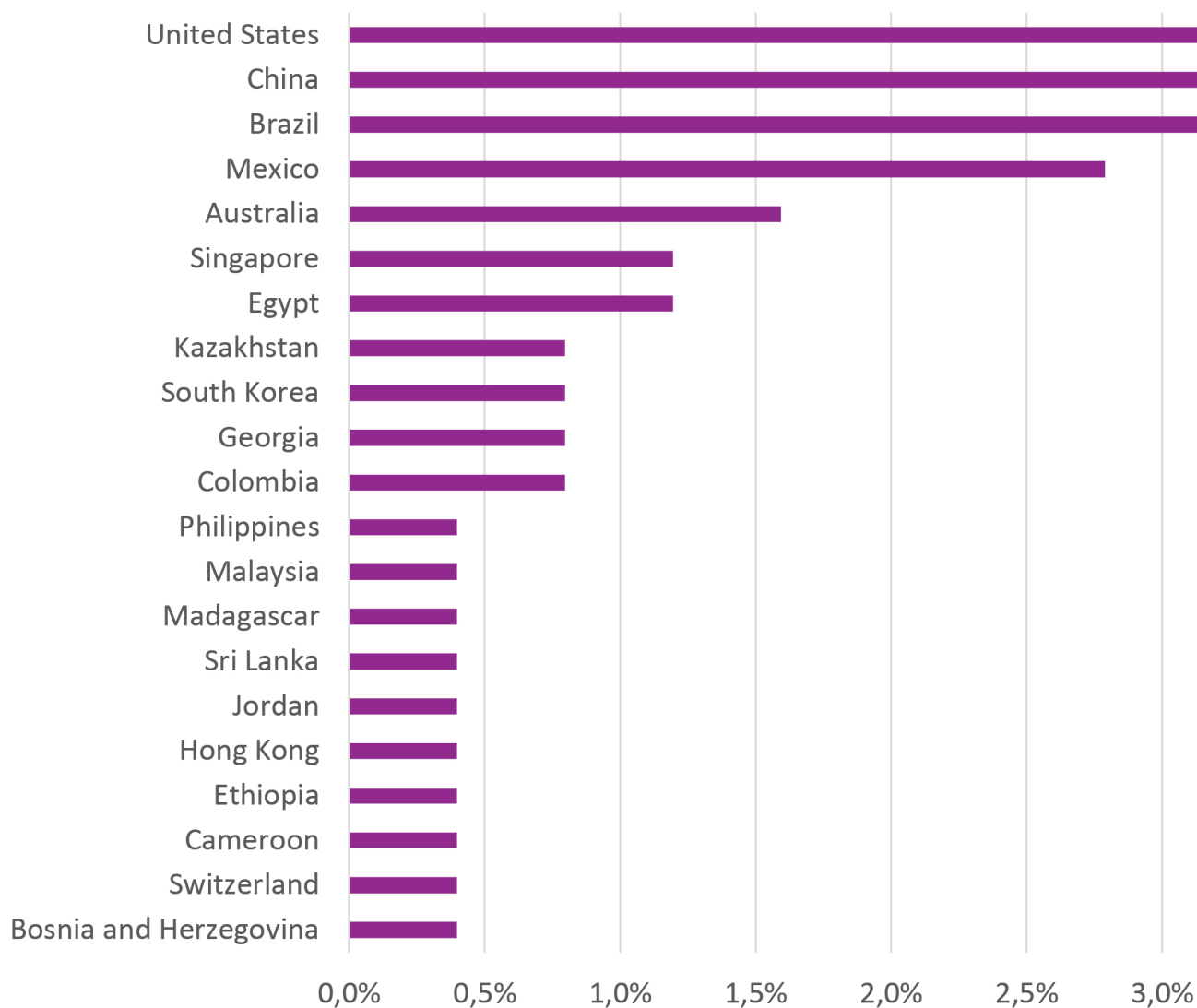


Figure 10: Percentage of selected projects per third country not associated to the Programme who participated as full partner or coordinator only in the 2014-2020 edition of the Erasmus Mundus

2.2. Main characteristics of the selected EMJMs

The vast majority of selected EMJMs implement a study programme of 120 ECTS (95% in 2014-2020, 89% in 2021 and 90% in 2022). However, study programmes of 90 or 60 ECTS are proportionally more represented under the first and second 2021-2027 calls, compared to the previous 2014-2020 generation. In 2014-2020 there were only 3% and 2% of study programmes with 90 and 60 ECTS, while this percentage increased to 7% and 4% in 2021. Among the 2022 projects, 3.3% and 6.7% implement study programmes with 90 and 60 ECTS respectively.

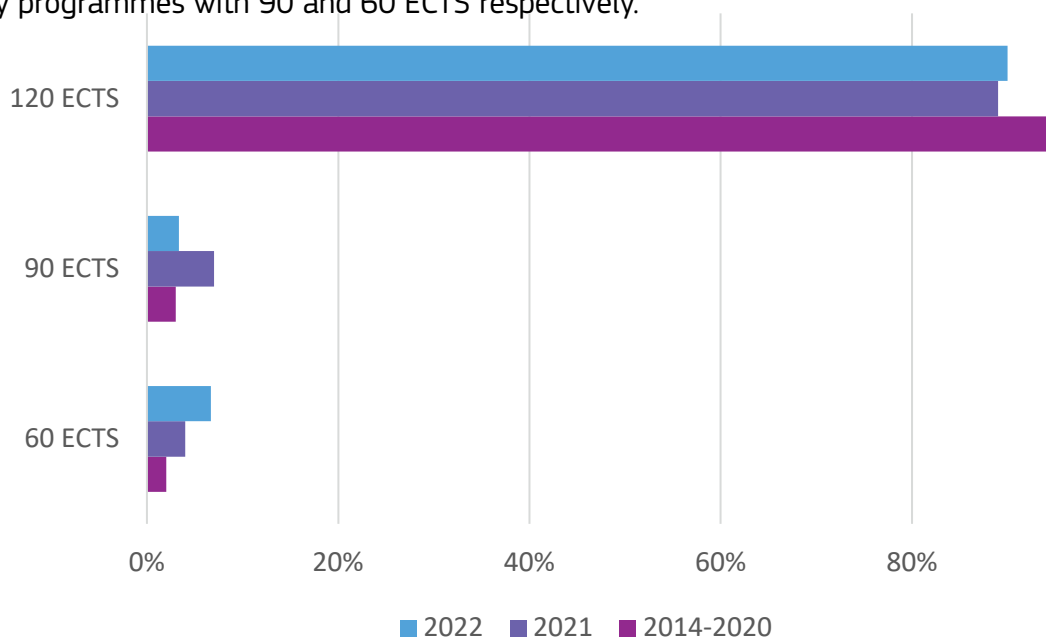


Figure 11: Breakdown of selected EMJMs per number of ECTS (2014-2020, 2021, 2022)

Regarding the thematic areas, the three prevailing ones in both generations are Social Sciences and Humanities (SOC), Information Sciences and Engineering (ENG) and Environmental and Geosciences (ENV). 2022 has also seen an increase in selected projects from Life Sciences. However, no projects from Economic Sciences (ECO) were selected in 2022.

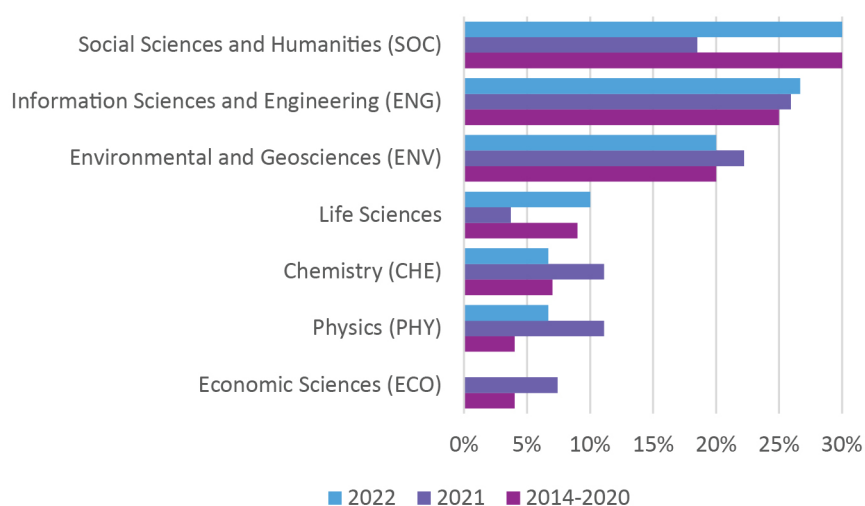


Figure 12: Breakdown of selected EMJMs per thematic area (2014-2020, 2021, 2022)

As shown in Figure 13, the majority of 2022 EMJMs intend to deliver a multiple or a double degree (60%), while 40% intend to deliver a joint degree. In 2021 this number was equal for both types of degrees (41%).

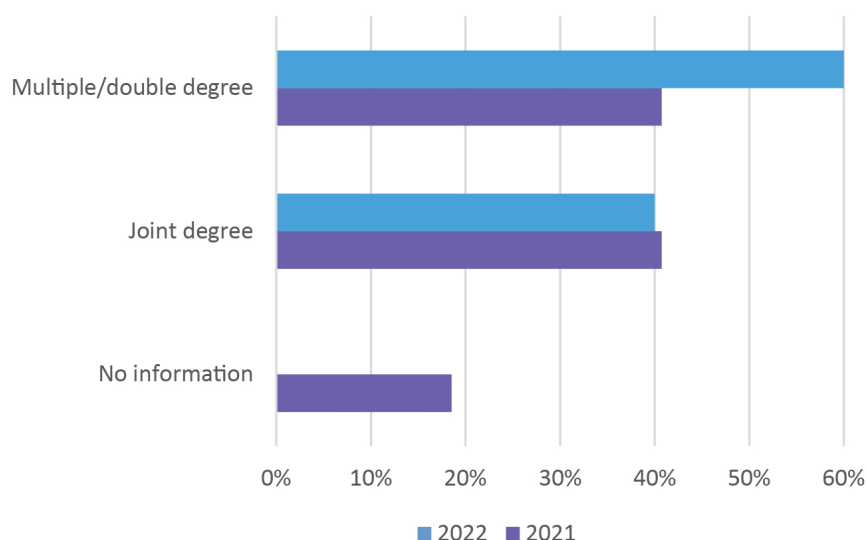


Figure 13: Breakdown of selected EMJMs per type of degree (2021 vs. 2022)

Among the EMJMs selected in 2022, the average number of planned enrolled students per project is 136⁸. Three quarters (74%) of the projects plan to recruit between 100 and 150 students. The average number of requested scholarships per project is 78, while 33% of the selected projects asked for the maximum number of scholarships (90).

The breakdown of planned enrolled students per category of country of origin for the 2022 projects can be seen in Table 1.

	EU Member States and third countries associated to the Programme	Third countries not associated to the Programme	Total
Scholarship holders	32%	68%	100%
Non-scholarship holders	53%	47%	100%

Table 1: Breakdown of planned enrolled students per category of country of origin (2022 selected EMJMs)

Concerning the budgetary origin of the scholarships made available to the 2022 projects, the average per project is the following:

- Core budget (H2): 59 scholarships per project (max. available: 60)
- Western Balkans complementary funding (H6 – IPA): 2 scholarships per project (max. available: 3)
- Complementary funding for other targeted regions of the world (H6 – NDICI): 17 scholarships per project (max. available: 27)

30% of the selected projects in 2022 did not ask for any scholarships under the Western Balkans complementary funding, while 13% did not ask for complementary funding for other targeted regions of the world.

⁸ This number, as well as the ones represented in Table 1, is an estimation and may change throughout the implementation of the projects.

Erasmus Mundus Design Measures (EMDM)

3. Statistical overview of the EMDM applications

In 2022, 89 EMDM applications were submitted by 23 EU Member States or third countries associated to the Programme, while 33 applications came from 15 third countries not associated to the Programme. As can be seen in Figure 14, in both 2021 and 2022 most applications came from Spain (11.5% in 2021 and 16.4% in 2022), France (10.1% in 2021 and 10.7% in 2022) and Italy (10.1% in 2021 and 7.4% in 2022).

EU Member States and third countries associated to the Programme who applied for the first time in 2022 under EMDM are Lithuania, Malta, Netherlands and Norway. Some countries with a lower participation in Erasmus Mundus Joint Master Degrees calls, such as Latvia, Serbia and Türkiye, applied under both EMDM calls.

Bulgaria, Croatia, North Macedonia, Slovakia and Sweden did not apply in 2022.

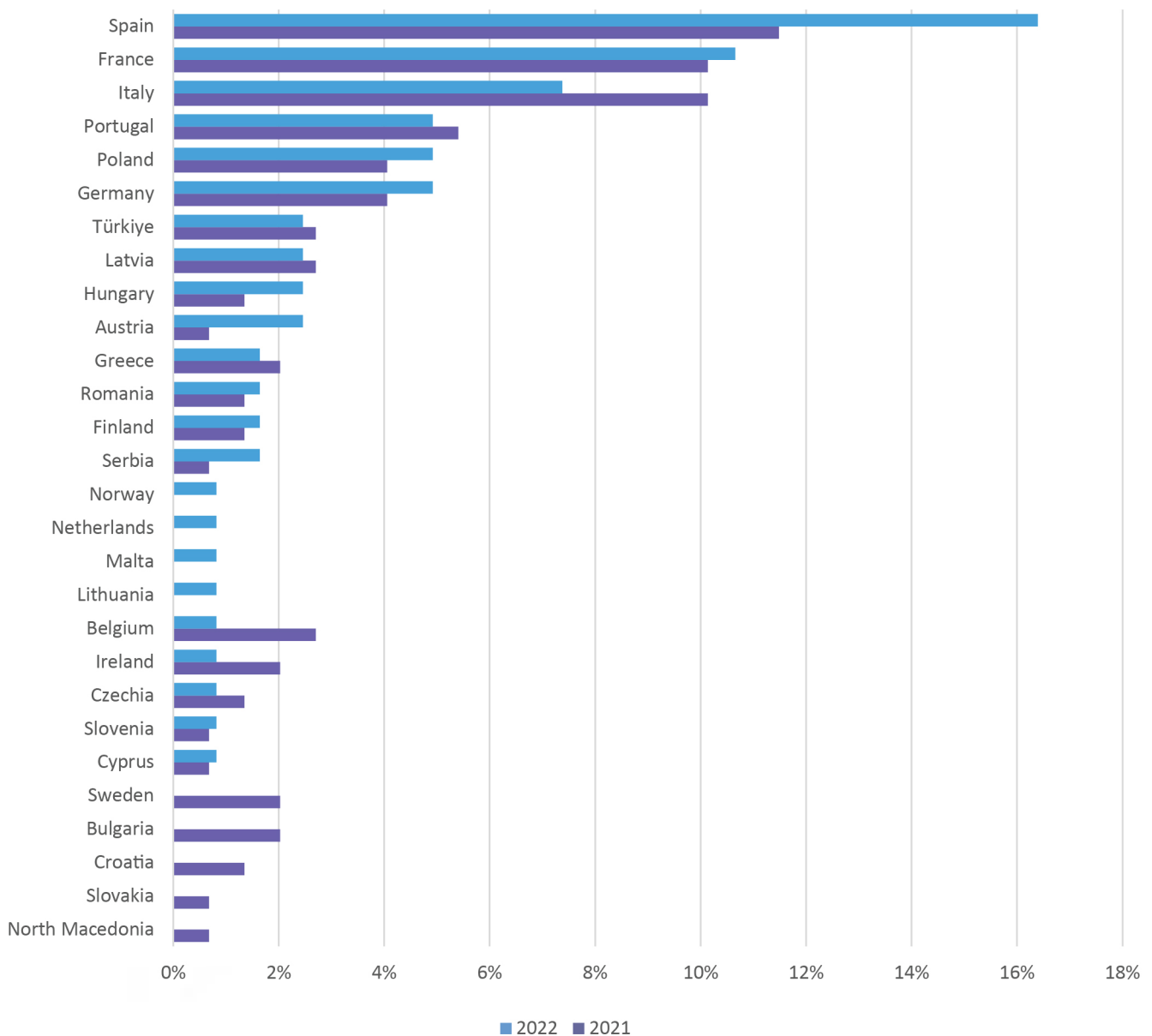


Figure 14: Percentage of EMDM applications per EU Member State or third country associated to the Programme as coordinator (2021 vs. 2022)

Regarding the applications from third countries not associated to the Programme, Russia⁹ submitted the highest number of applications (6.8% in 2021 and 5.7% in 2022) and was followed by Ukraine (3.4% in 2021 and 4.9% in 2022) in both years.

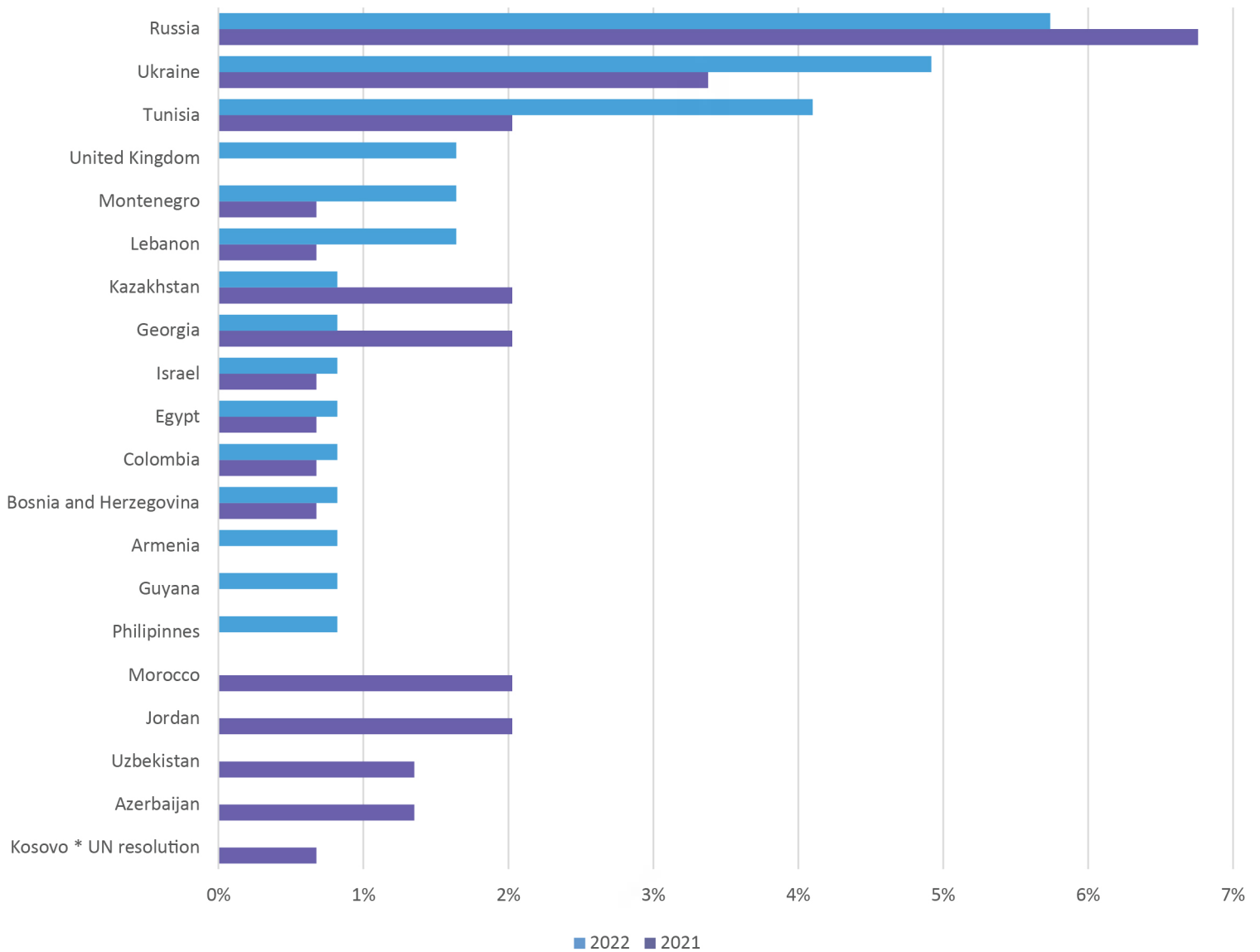
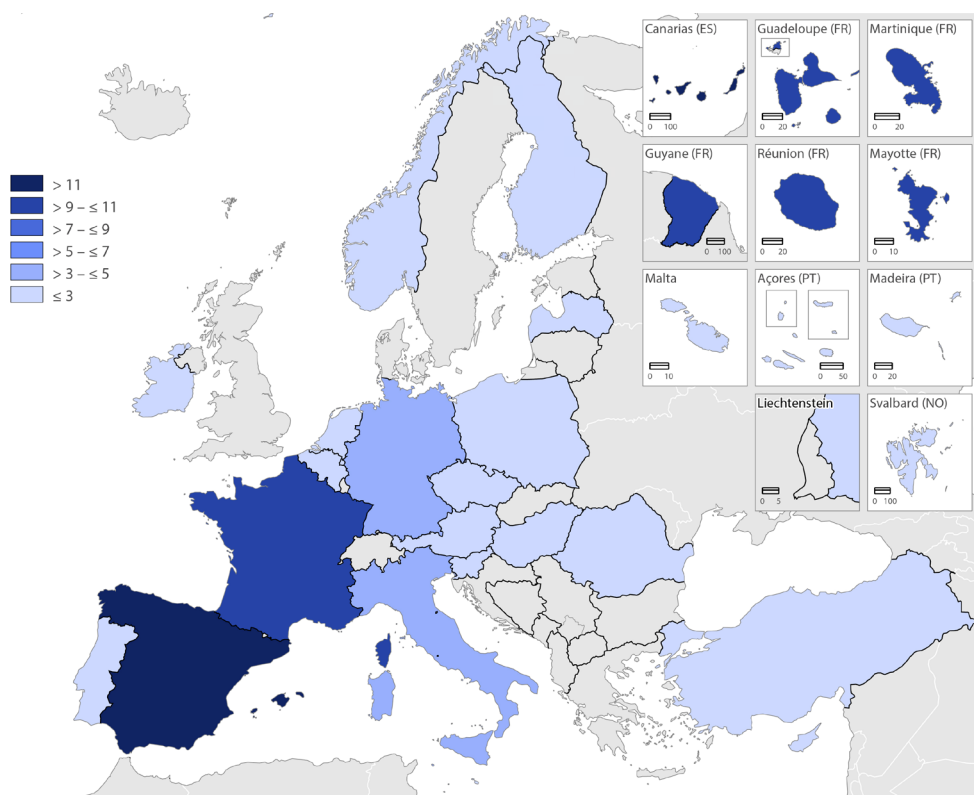


Figure 15: Percentage of EMDM applications per third country not associated to the Programme as coordinator (2021 vs. 2022)

⁹ State-owned organisations from Russia were declared not eligible to participate in the Erasmus Mundus action after the deadline of the 2022 call further to the EU sanctions adopted on 8 April 2022. As a result, none of these applications were selected.

4. Statistical overview of the selected EMDMs

4.1. Country participation in the selected EMDMs



Administrative boundaries: © EuroGeographics © UN-FAO © Turkstat
Cartography: Eurostat – IMAGE, 04/2023

Map: Number of selected EMDMs per EU Member State or third country associated to the Programme as coordinator (2022)

20 EU Member States and third countries associated to the Programme are coordinating 55 out of 62 EMDMs selected in 2022, showing a slightly more diverse participation compared to 2021 when 38 out of 40 selected projects were coordinated by 16 EU Member States and third countries associated to the Programme.

As shown in Figure 16, Spain is coordinating the highest number of selected EMDMs (12.5% in 2021 and 22.6% in 2022) and is followed by France (12.5% in 2021 and 16.1% in 2022), Italy (10% in 2021 and 6.5% in 2022), Germany (10% in 2021 and 6.5% in 2022) and Portugal (12.5% in 2021 and 4.8% in 2022). Countries who had a low participation in Erasmus Mundus Joint Master Degrees (as full partner or coordinator) in 2014-2020, but are now participating more significantly in EMDM are Bulgaria (0.8% in 2014-2020 and 5% in 2021), Croatia (0.8% in 2014-2020 and 5% in 2021), Latvia (0.4% in 2014-2020, 2.5% in 2021 and 3.2% in 2022) and to a lesser extent Cyprus (1.6% in 2014-2020, 2.5% in 2021 and 1.6% in 2022).

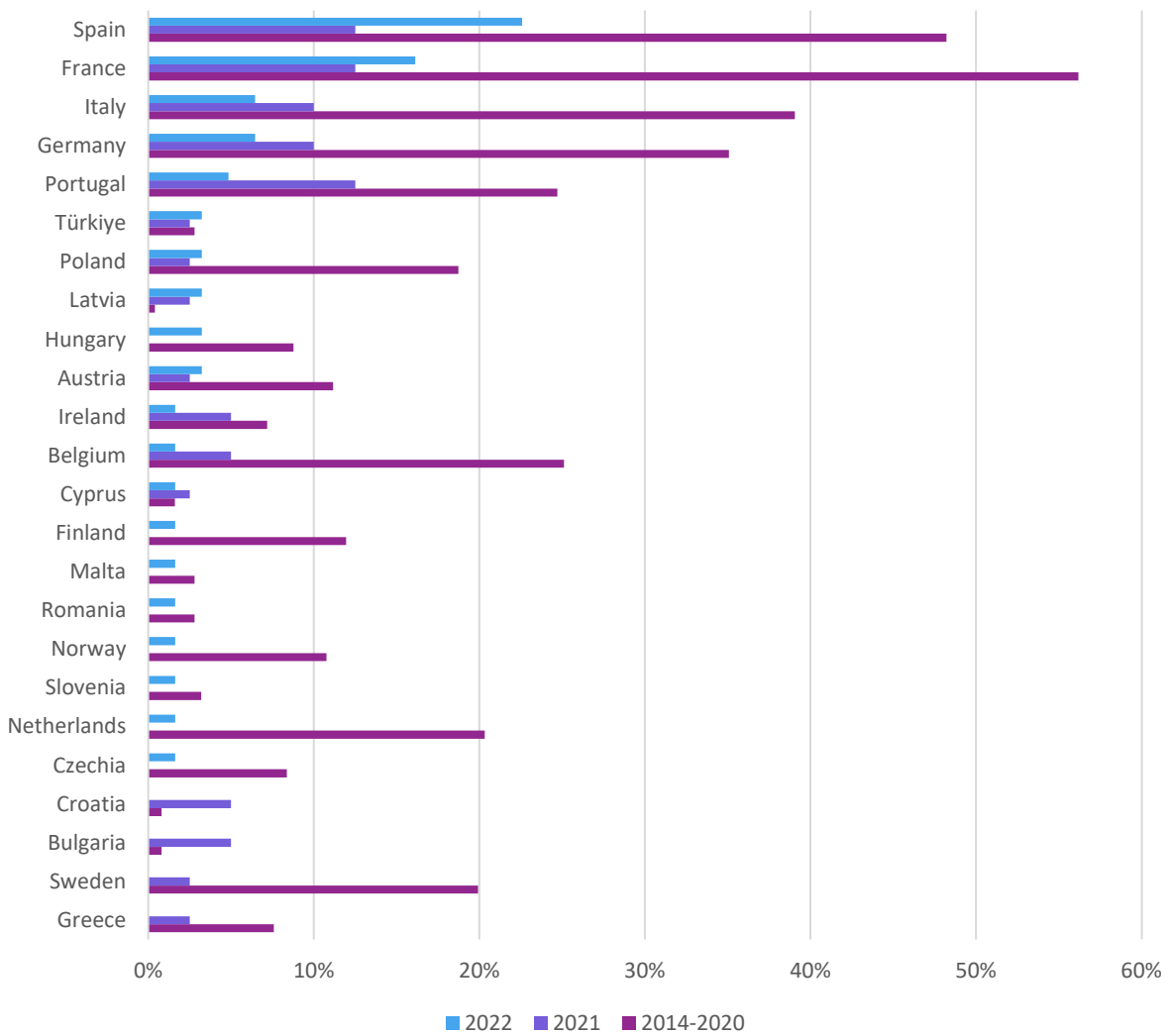


Figure 16: Percentage of selected EMDMs per EU Member State or third country associated to the Programme as coordinator (2021 vs. 2022) compared to the country's participation in selected EMJMDs as full partner or coordinator (2014-2020)

Figure 17 provides an overview of the success rate of selected EMDMs per EU Member State or third country associated to the Programme as coordinator (success rate is expressed in percentages above the columns). In 2022, Belgium, Cyprus, Czechia, Ireland, Malta, Netherlands, Norway and Slovenia had a success rate of 100% with 1 application each. However, considering their high number of applications, the success rate of Spain (70%) and France (77%) was outstanding.

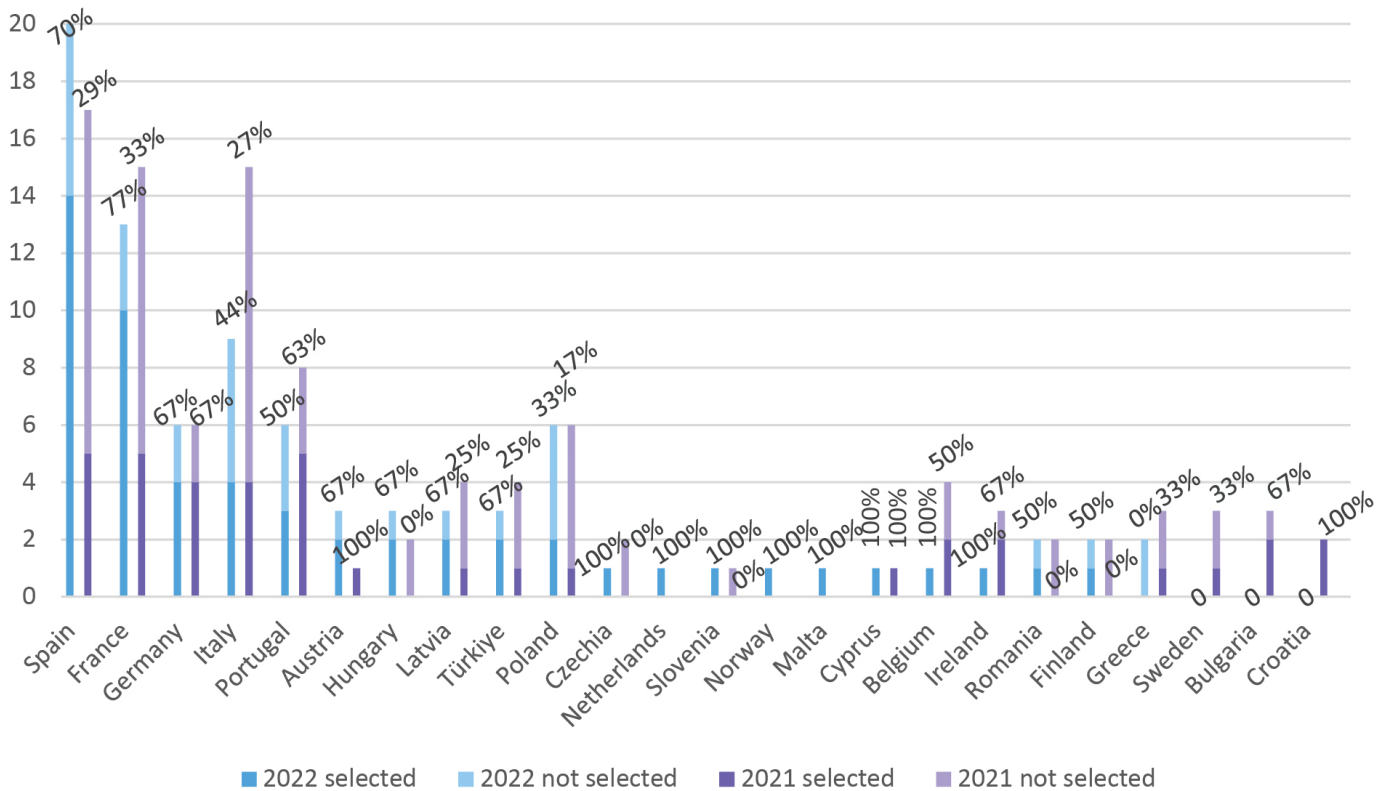


Figure 17: Success rate of selected EMDMs per EU Member State or third country associated to the Programme as coordinator (2021 vs. 2022)

7 EMDM projects selected in 2022 are coordinated by 5 third countries not associated to the Programme: Armenia (1), Georgia (1), Tunisia (2), Ukraine (2) and United Kingdom (1). In 2021, only 2 EMDMs coordinated by third countries not associated to the Programme were selected. Among these countries coordinating EMDMs selected in 2021 and 2022, Armenia and Kosovo are newcomers who did not participate in selected EMJMDs in 2014-2020, as can be seen in the Figure 18.

Overall, these figures confirm the potential of EMDMs to attract new and/or underrepresented countries.

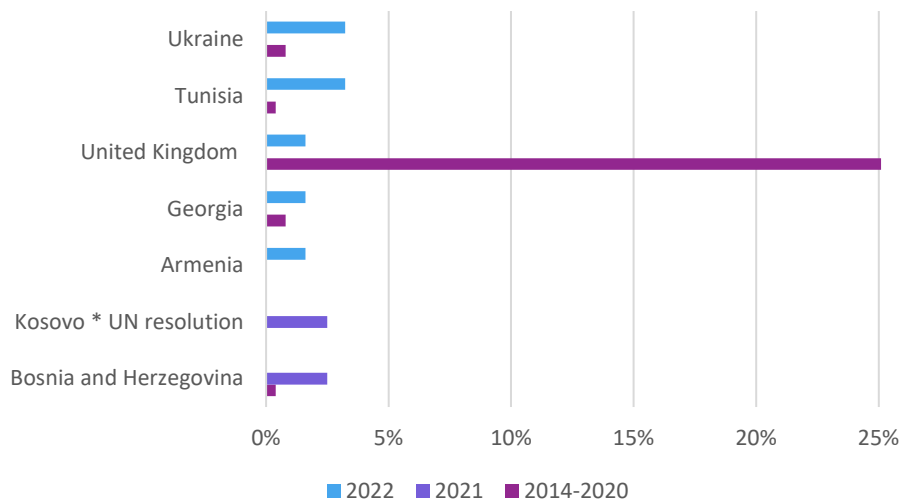


Figure 18: Percentage of selected EMDMs per third country not associated to the Programme as coordinator (2021 vs. 2022) compared to the country's participation in selected EMJMDs as full partner or coordinator (2014-2020)

4.2. Main characteristics of the selected EMDMs

The majority of the selected EMDMs plan to create a study programme of 120 ECTS (87.5% in 2021 and 98.4% in 2022). 5% of the projects selected in 2021 and 1.6% of those selected in 2022 opted for a 90 ECTS study programme. In 2021, 7.5% opted for a 60 ECTS programme, but none of the projects selected in 2022 chose that option.

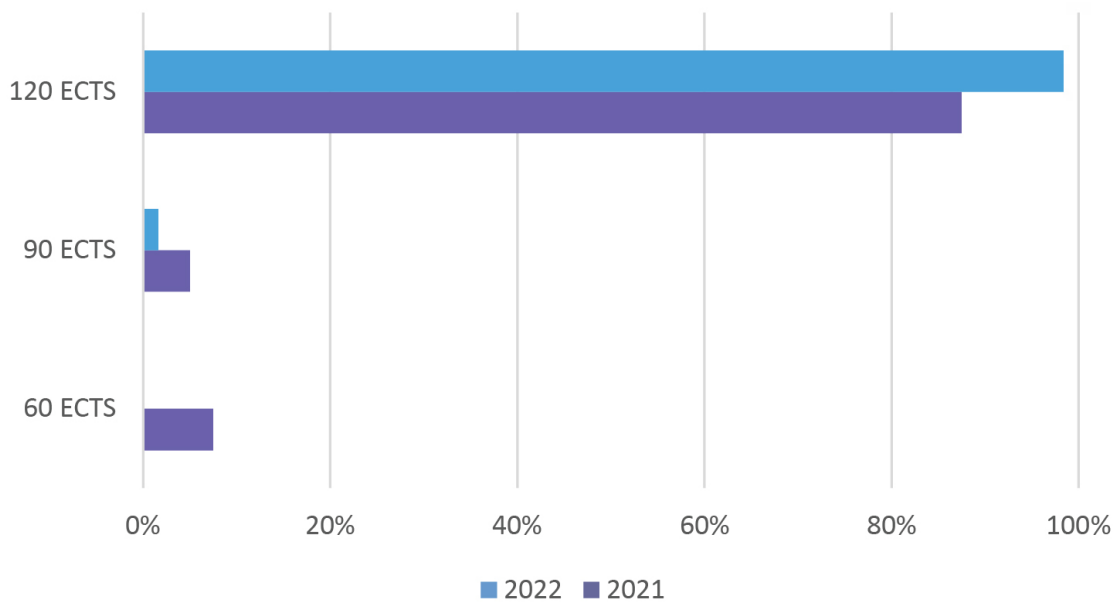


Figure 19: Breakdown of selected EMDMs per number of planned ECTS (2021 vs. 2022)

As shown in Figure 20, half of projects selected in 2022 intend to create a study programme that would award a multiple/double degree (51.6%). One fifth of them envisage a single joint degree (the same single degree awarded to all students by all the degree awarding partners, 19.4%) and a bit less for a joint master degree per track (one single degree for all students following the same study tracks, 17.7%) or a combination of joint and multiple/double degrees (11.3%). More projects were interested in a joint degree in 2021 (42.5%) than in 2022 (19.4%).

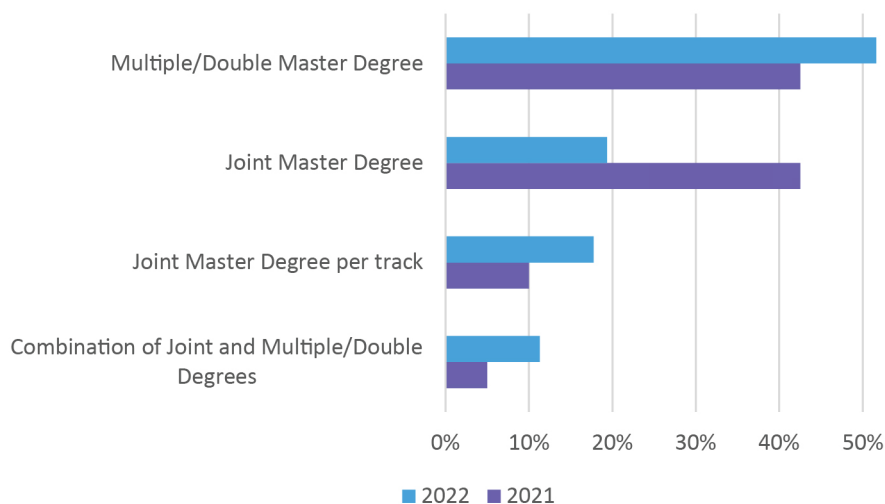


Figure 20: Breakdown of selected EMDMs per type of degree (2021 vs. 2022)

List of figures and tables

Figures

Figure 1: Number of applications and selected projects from 2014 to 2022

Figure 2: Percentage of EMJM applications per EU Member State or third country associated to the Programme as coordinator (2014-2020, 2021, 2022)

Figure 3: Percentage of EMJM applications per EU Member State or third country associated to the Programme as full partner or coordinator (2014-2020, 2021, 2022)

Figure 4: Percentage of EMJM applications per third country not associated to the Programme who participated in both generations of Erasmus Mundus as full partner or coordinator

Figure 5: Percentage of EMJM applications per third country not associated to the Programme who participated as full partner or coordinator in only one generation of Erasmus Mundus

Figure 6: Percentage of selected EMJMs per EU Member State or third country associated to the Programme as coordinator (2014-2020, 2021, 2022)

Figure 7: Success rate of selected EMJMs per EU Member State or third country associated to the Programme as coordinator (2021 vs. 2022)

Figure 8: Percentage of selected EMJMs per EU Member State or third country associated to the Programme as full partner or coordinator (2014-2020, 2021, 2022)

Figure 9: Percentage of selected EMJMs per third country not associated to the Programme who participated as full partner or coordinator in both generations of Erasmus Mundus (2014-2020, 2021, 2022)

Figure 10: Percentage of selected projects per third country not associated to the Programme who participated as full partner or coordinator only in the 2014-2020 edition of the Erasmus Mundus

Figure 11: Breakdown of selected EMJMs per number of ECTS (2014-2020, 2021, 2022)

Figure 12: Breakdown of selected EMJMs per thematic area (2014-2020, 2021, 2022)

Figure 13: Breakdown of selected EMJMs per type of degree (2021 vs. 2022)

Figure 14: Percentage of EMDM applications per EU Member State or third country associated to the Programme as coordinator (2021 vs. 2022)

Figure 15: Percentage of EMDM applications per third country not associated to the Programme as coordinator (2021 vs. 2022)

Figure 16: Percentage of selected EMDMs per EU Member State or third country associated to the Programme as coordinator (2021 vs. 2022) compared to the country's participation in selected EMJMDs as full partner or coordinator (2014-2020)

Figure 17: Success rate of selected EMDMs per EU Member State or third country associated to the Programme as coordinator (2021 vs. 2022)

Figure 18: Percentage of selected EMDMs per third country not associated to the Programme as coordinator (2021 vs. 2022) compared to the country's participation in selected EMJMDs as full partner or coordinator (2014-2020)

Figure 19: Breakdown of selected EMDMs per number of planned ECTS (2021 vs. 2022)

Figure 20: Breakdown of selected EMDMs per type of degree (2021 vs. 2022)

Tables

Table 1: Breakdown of planned enrolled students per category of country of origin (2022 selected EMJMs)

Getting in touch with the EU

IN PERSON

All over Europe there are hundreds of local EU information centres.

You can find the address of the centre nearest to you at: europa.eu/contact

ON THE PHONE OR BY EMAIL

Europe Direct is a service that answers your questions about the European Union. You can contact this service:

- by freephone: 00 800 6 7 8 9 10 11 (certain operators may charge for these calls),
- at the following standard number: +32 22999696, or
- by electronic mail via: europa.eu/contact

Finding information about the EU

ONLINE

Information in all the official languages of the European Union is available on the Europa website: europa.eu

EU PUBLICATIONS

You can download or order free and priced EU publications from EU Bookshop at: <http://bookshop.europa.eu>.

Multiple copies of free publications may be obtained by contacting Europe Direct or your local information centre (see <http://europa.eu/contact>).

EU LAW AND RELATED DOCUMENTS

For access to legal information from the EU, including all EU law since 1951 in all the official language versions, go to EUR-Lex at: <http://eur-lex.europa.eu>

OPEN DATA FROM THE EU

The EU Open Data Portal (<http://data.europa.eu/euodp/en/data>) provides access to datasets from the EU. Data can be downloaded and reused for free, for both commercial and non-commercial purposes.

